

Life Skills

For 11 to 16 year-olds

Screen-free learning resources that build life skills.



My Emotions

Write how you feel **everyday** in your notebook. Think about why you feel a certain way. If you are feeling low, note down what will make you feel better too!

Today, I feel _____ because _____



excited



happy



joyful



calm



hurt



confused



nervous



lonely



frightened



annoyed



enraged

Week 1 Overview



Project

Health & Well-Being

Explore your relationship with a healthy lifestyle!

First Aid

Be prepared to respond to people who are injured or are not well.

Get Well Soon

Support a friend going through a tough time.

Become A Chef

Put together a healthy meal for lunch or dinner!

Keep COVID Away


Check out house rules to stay safe during the COVID pandemic.

Water And Us

Explore how water affects our health and well-being.

Materials Needed

- Paper
- Pencil/Pen



5

4

3

2

1



Health and Well-Being

What can I do to lead a healthy life?

1. Have you ever fallen ill (or experienced a disease)? Make a list of the changes you noticed. These are called '**symptoms**'.
2. What do you think caused the disease?

Microorganisms are living things that are too small to be seen with our eyes. Many of them make soil fertile and even help us digest food. Some are harmful to us and can cause diseases. Eg:



Bacteria

- Food Poisoning
- Tuberculosis
- Cholera



Virus

- Influenza (Flu)
- COVID-19
- Chicken Pox

4. How do you think these disease-causing microorganisms reach us? Below are some visual clues:



Do all diseases spread in the same way?


5. Discuss the factors that affect our health (*weather, food, water, cleanliness of our surroundings, etc.*)

HEALTH POSTER


What are 2 to 3 common diseases people experience?

- What are the **symptoms** they experience?
How is the disease **caused**? How is it **spread**?
What can they do to **prevent** the disease in the future?
- Make a poster for a disease with your peers, to make people aware about the disease, cause, and its prevention.


SYMPTOMS




FLU




SORE THROAT




COUGH




FEVER




CHILLS




WEAKNESS



PAIN IN MUSCLES



HEADACHE




RHINITIS


CAUSES

Virus spread through


COUGH




SNEEZE




PREVENTION




EXERCISE




HEALTHY FOOD



FACE MASK



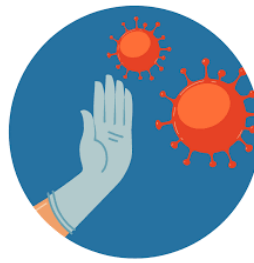
WASH HANDS



VACCINATE

When people with the flu cough, sneeze or talk, they send droplets with the virus into the air and potentially into the mouths or noses of people who are nearby.

KEEP COVID-19 AWAY



1. Discuss the following questions with people in your house:

- What do we know about COVID 19?
- What are the reliable sources of information about COVID 19? Is WhatsApp a reliable source? What about social media?
- What are the risks of getting information from an unreliable source?
- What news sources/websites should we go to in order to get reliable information on this matter?

1. Together, make house rules that everyone must follow to keep COVID 19 away. The plan should clearly mention who is responsible for what, and include fines for violators. Example:

Category	Rule	Observer	Violation Fine
Coming back from outside	Take off shoes at the entrance	Ayesha	Wipe the entire floor where violator stepped with proper detergent + Wash all the dishes for one full day.

Categories can include: Going out, coming back from outside, and actions taken while in the house.

1. Put the house rules on a chart and stick it on the wall. Start implementing them right away!



Health and Well-Being

Discuss with your peers:

- What is the importance of drinking clean water?
- Which diseases are spread through unclean water? (Eg: Polio)

1. Pour dirty water in one cup and clean water in the other.
2. Ask a friend to identify which one is safe to drink.
Note down what helped them determine it (colour, smell, taste etc.)

3. Repeat the activity.

Make it harder for others to spot the difference!



Filtering Impure Water

1. What are some ways to ensure clean water at home? (Eg: Boiling)
2. Mix some dirt with water in a glass. Challenge yourself to obtain clean water from this mixture in different ways. Which method works best?

Try These!

1 Cloth Filtration:

Place a light piece of cloth on top of an empty cup.

Pour the dirty water into the cup through the cloth.



2 Sedimentation:

Stir an empty cup with dirty water and notice how the dirt settles to the bottom.

Decantation:

Wait for a few minutes and transfer the clean water to another cup.

WATER AND US

1. Have you noticed how people who are ill are asked to drink more fluids? Why do you think so?

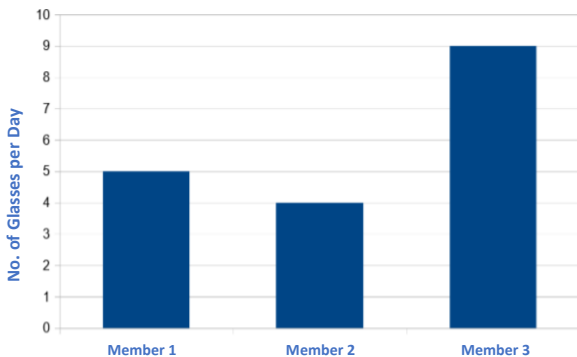
*Most of the human body is actually made up of water! The human body is **60% water**. When we are attacked by harmful microorganisms, we generally get a fever. By increasing our temperature, our bodies try to kill them.*

However, we also lose water more rapidly through the lungs and the skin. This in turn can easily lead to dehydration and all body functions would become less effective.



2. What do you think happens if we do not drink enough water?

Create a table to track how many glasses of water each person living with you drinks. Present it as a bar graph.



- Who drinks the least amount of water?
- Who drinks the most amount of water?
- What is the average no. of glasses people drink in your house?

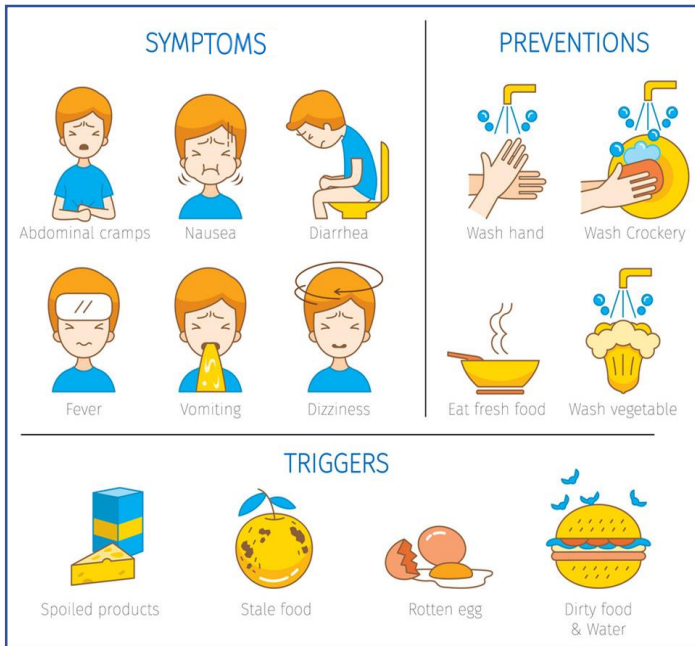
RECOMMENDED AMOUNT OF WATER PER DAY



Are people in your house drinking the recommended amount of water per day?

Health and Well-Being

1. Do you know any disease that can be spread through food?



- Observe the poster on 'Food Poisoning', a common disease caused by bacteria.
- Research or recall when you or someone else suffered from it.
- What are 3 things you can do to make yourself feel better when you have food poisoning?
(Eg: drink more water)

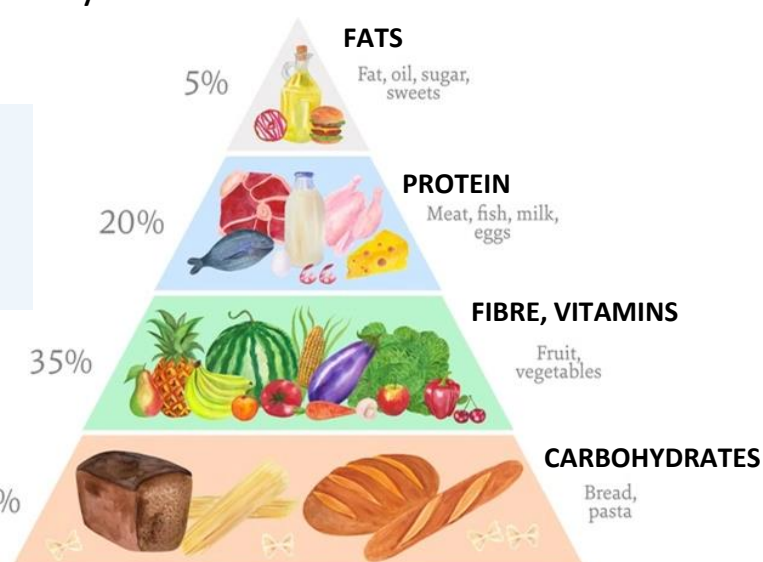
2. Discuss with your peers:

- How does food impact our health?
- How can you identify if food is spoilt or not fit for eating?


3. The pyramid shows what a healthy meal consists of.

Make your own 'healthy food' pyramid and draw your favourite food items in each category.

- Which foods are most healthy?
- Which ones are least healthy?
- What % of each of these should we have? Why?



- Put together a healthy meal for lunch or dinner. Explain to a partner why you think it is healthy. Identify the food group (*carbohydrates, fats, etc.*), count the total no. of items and mention the % of each food group.




- Do they think it is tasty?
- Discuss how you can alter the recipe to make it tastier?

Chef's Special

Write your own recipe for a yummy, healthy, dish!

- Now, draw an unhealthy meal. Exchange it with your partner.

- What makes the meal unhealthy?
- Find the % of each food group and compare it with the healthy meal.
- How can you make the meal healthier, but still tasty? (Eg: Grill instead of fry to reduce fats)



Health and Well-Being

- How can diseases be spread through unclean surroundings?
- Observe the images below. For each, share two ways you can maintain a clean and healthy lifestyle.
 - What are some reasons people would not follow your suggestions?
 - Convince a partner why it is good for them. Were they convinced?

Example:
Brush your teeth daily.
Wash your mouth after having food.



Oral Hygiene



Bathing Ritual



Hair Care



Foot Hygiene



Toileting Hygiene



Hand Hygiene



Coughing and Sneezing Hygiene



Home Hygiene

- Using the table below, list and track 5 habits you want to build for better hygiene.

Add a ✓ or ✗ to track your progress

Habit	When will I do it?	Week 1	Week 2	Week 3	Week 4
Brush my teeth 2 times a day	Morning and Night	✓	✓	✗ missed 2 days	✓

4. Look at the equation below and discuss the following questions:



Discuss with your peers:

- Does 'health' only mean physical health? Why/Why not?
- What does a 'healthy mind' mean to you?
- Do you think you have a healthy body and a healthy mind? Explain.

5. Discuss some ways in which you can be physically fit. Which of these do you already follow? Which ones do you not?
6. Enact the following scenarios to show what happens to your mental well-being when you are:

- *Not getting enough sleep*
- *Not having social connections or friends*
- *Bottling up emotions and not expressing them in a healthy way.*
- *Eating too much junk food and feeling lazy/tired.*

What do you understand about the factors that affect your mental wellbeing? What can one do to maintain good mental health?



GET WELL SOON

- Think about a friend or a family member going through a difficult time. This can even be yourself!
- Write a letter to them (or yourself) encouraging them to get well soon.
- Decorate your letter with flowers and smileys!



Dear _____,

Health and Well-Being

Become A Doctor

Doctors are trained to keep people healthy and to heal the sick. They save lives!

1. Between you and a partner, choose who will be the doctor and the patient.
2. Enact one of the following scenes:



- Patient is suffering from common cold.
- Patient thinks they have COVID 19.
- Patient has a bad case of food poisoning (loose motions).
- Patient is experiencing bad moods and is feeling low.

OR Create your own scenario!

3. There are many parts to a doctor's job:



- Observing the **symptoms** of a disease.
- Identify the possible **causes** of the disease.
- Decide on a **treatment**.
- Predict **when** the patient will feel better.
- Provide steps to **prevent** illnesses.

Ensure all the steps are being followed while you role-play. The patients must explain their situation crisply and clearly.

4. Observers can share feedback to the doctor and the patient. (*Did they explain the symptoms correctly? Was the treatment right? Will the patient recover? Were they respectful in their tone?, etc.*)
5. Verify your answers by researching or asking an adult.

When a person is injured or is not feeling well, it is important for us to know what to do as an immediate response. Always call an adult in such situations. If it is a serious case, call your local Emergency Number to alert the police or medical emergency services.

Note down the **Emergency Number** and stick it on the wall.

Enact the situations below. Ask a partner to show what they would do as a first responder. Others must say if the response was effective. If it was not, what would they do differently? Repeat the same activity to show things NOT to do as a first responder for each scenario.

If someone has a bad bleed...



Press on the bleed tightly, with cloth.

If someone is choking...



- Hit their back firmly up to 5 times.
- Check their mouth
- If the object doesn't come out, call an adult.

If someone has an allergic reaction...



- Keep away from the cause of the allergy.
- Make them sit and give them their medication.

If someone is unresponsive and breathing...



- Turn them on their side.
- Tip their head back.
- Call an adult.

If someone is having an asthma attack...




Make them sit and make them use their inhaler.

If someone has a broken bone...



- Do not move the broken bone.
- Call for an adult.

If someone has a burn...



Cool the burn under running water for 10 minutes.

If someone has a nose bleed...



- Sit up straight
- Lean head forward
- Pinch the soft part of the nose for 10 minutes.

Weekly Reflection

Did I enjoy learning this week?



What are some new things I learned?

What did I do well?

What can I do better next week?

If you liked this, go to our IFERB website for hundreds of more such resources. Visit <https://resources.educationaboveall.org>

Week 2 Overview



Project

Less Is More

Learn how to budget effectively.

Solve It!

Solve word problems on simple and compound interest!

Interest

Learn about simple and compound interest.

20-Bean Salary

Explore your spending patterns through a fun activity.

Count Your Blessings

Reflect on the things in your life that you are grateful for.

3

5

4

2

1

Budget Advice

Help County Bank's budget advisor in giving financial advice to her customers!

Materials Needed

- Paper
- Pencil/Pen
- Small objects such as small stones, leaves, counters, etc.

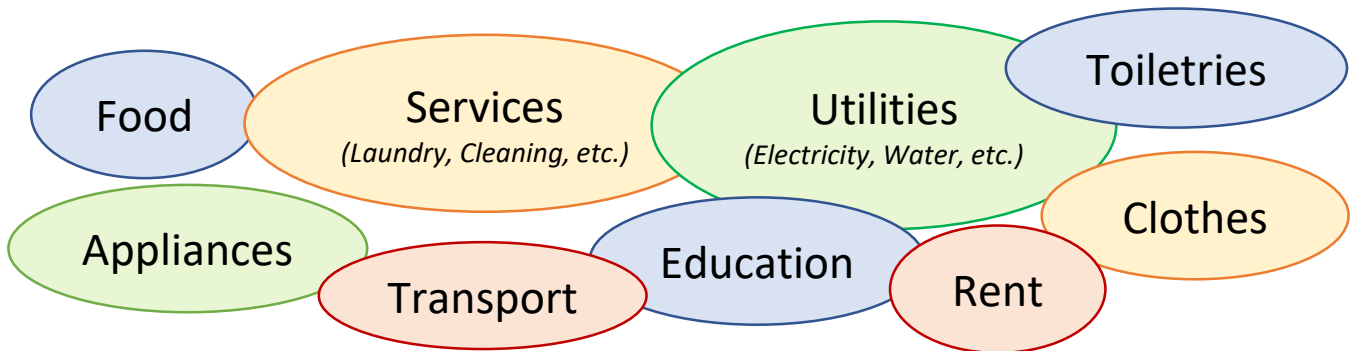


Less is More

How can you get the most value from money?

Expenses refer to the money spent to buy the things we need. **Fixed expenses** are a set amount spent on something regularly (Eg: rent, education, etc.). **Variable expenses** change from time to time. (Eg: gifts, new clothes, etc.)

1. Identify 5 to 8 typical expenses in a month.
2. Interview adults to get estimates of different expenses. Explore the costs of different items using bills, price tags, etc.
3. Divide these expenses into categories. Examples:



4. Make an Expense Table with all the costs. Example:

Expense per month	Fixed or Variable?	Cost
Toiletries	Variable	QR 50

Discuss why each expense is fixed or variable.

Calculate the total expenses per month.

COUNT YOUR BLESSINGS

Take a moment to note down 10 things or people you are thankful for. These are far more valuable than money!

The worksheet consists of ten empty rectangular boxes with blue borders, arranged in two columns of five. The boxes are intended for writing down things or people one is thankful for. The page is decorated with several gold coins: one is positioned between the first and second boxes of the top row, another between the second and third boxes of the second row, a third between the third and fourth boxes of the third row, and a fourth between the fourth and fifth boxes of the fourth row. At the bottom center, there is a glass jar with a grey lid, filled with gold coins. A coin is shown falling from the lid, with two more coins floating in the air above it.

Less is More

Income refers to how much money we earn.

- Money left after paying for everything you need:

$$\text{Savings} = \text{Total Income} - \text{Total Expense}$$

- Money owed to others:

$$\text{Debt} = \text{Total Expense} - \text{Total Income}$$

1. Interview 2 to 3 adults in different professions. Ask them about their income and expenses to understand how they manage their money.
2. What do you want to be when you grow up? By asking an adult, estimate the average income you will earn per month in your profession.
3. Have a look at the expenses listed on the previous day. **Based on the average income, will you have savings or be in debt?** Find ways to reduce your expenses to save money!

From your savings, how much would you set aside to spend, save for the future, and share /donate)? Find the % for each option.

Discuss with your peers what you would spend on, what you would save for, and who would you share or donate to.



Add how much you would save and share to your Expense Table from Day 1!

BUDGET ADVICE

Help County Bank's budget advisor, Mrs. Trusty, give financial advice to her customers by calculating their incomes and expenses below.



- 1** Mrs. Tanya earns \$1000 each week and her husband earns \$750. Each week, they need to set aside \$200 for food, \$75 for gas, \$650 for the house rent, and \$350 for savings. How much money will they have left each week? At the end of the month?

Total income: _____ Total expense: _____

Remaining amount: _____

After some time, Mrs. Tanya wants to buy a small shop while her husband wants to buy a new car. What should they invest in? Why?

- 2** Moeen is going to school and working two part-time jobs. He works 20 hours for \$9.25 per hour at the grocery and 15 hours for \$11.50 per hour at Stellar Pizza Parlor. For all his hard work his mom gives him a monthly allowance of \$150. Moeen is responsible for his \$35 cell phone bill, \$50 gas bill, and \$200 car payment. Is he still able to save money? If so, how much?



Total income: _____ Total expense: _____

Can he still save \$200 for college? _____

If so, does he have \$50 to hang out with friends? _____

Should Moeen try and save more money for college? If so, how? If not, why?

Less is More

- Do the following activity with 3 or more friends. Each person is given a 'salary' of 20 beans (or small stones, leaves, counters, etc.).
- They must decide how they will spend their beans based on the options on the **NEXT PAGE**. Each item shows how many beans are needed to "pay" for it. Discuss the questions below after each round.

Round 1 Decide how you will spend your salary of 20 beans.

1. Why did you choose the items that you did?
2. Look at the top 3 categories where you are spending most of your beans. How do these choices reflect your values around money?
3. What similarities and differences did you notice with your friends?

Round 2 Your income has been cut to 13 beans. Make changes.

1. What kinds of items did you choose to give up? Why?
2. What did you learn about yourself and money in this process?
3. Compare your budget-cutting choices with another friend.

Round 3 Unexpected events occur! How will you address them?

1. You broke your leg! If you have health insurance, you don't need to do anything. If you don't, take out 3 beans.
Ask an adult how health insurance works.
2. You got a 2 bean raise! Decide how you will spend it.

A budget is a plan we make to use money wisely.

- What are your 3 learnings about budgeting from this activity?
- Revisit the **Expense Table** from Day 1. Would you make any changes to it based on your learnings? Prepare your final budget.



HOUSING + UTILITIES

Living with family, sharing costs of utilities	DD
Share an apartment with roommates	DDD
Rent your own place	DDDDD



FOOD

Cook at home	DD
Buy from fast food joints.	DDD
All meals away from home.	DDDDD



TRANSPORT

Walk or cycle	No Cost
Ride a bus or carpool	D
Buy a used car + petrol	DDD
Buy a new car + petrol	DDDDD



RECREATION

Parks, Visiting friends, Videos/ Music on phone	D
Movie Theatres, Gym, Classes, Hobby groups	DD
Concerts, Sporting Events, Short Trips	DD
Long Vacations / Trips	DDD



HEALTH

No Insurance	No Cost
Health Insurance	DD



PERSONAL CARE

Basics: soap, shampoo, etc.	D
Professional haircuts, branded products	DD
Regular visits to the salon	DDD



FURNISHINGS / GADGETS

Second-Hand from Friends	No Cost
Buy used furniture	D
Rent furniture	DD
Buy new furniture	DDD

EDUCATION

Free Public Schools	No Cost
Private School	DDD
Additional Tuitions	DD



COMMUNICATION

No Phone	No Cost
Phone + Limited data	DD
Phone + Unlimited data	DDD
Wi-Fi at home	DD
Laptop	DDDDD



GIFTS

Make your own	D
Purchase gifts sometimes	DD
Purchase gifts frequently	DDD



CLOTHES

Wear present wardrobe	No Cost
Shop at discount stores	D
Shop for new clothes	DD
Shop for designer clothes	DDD



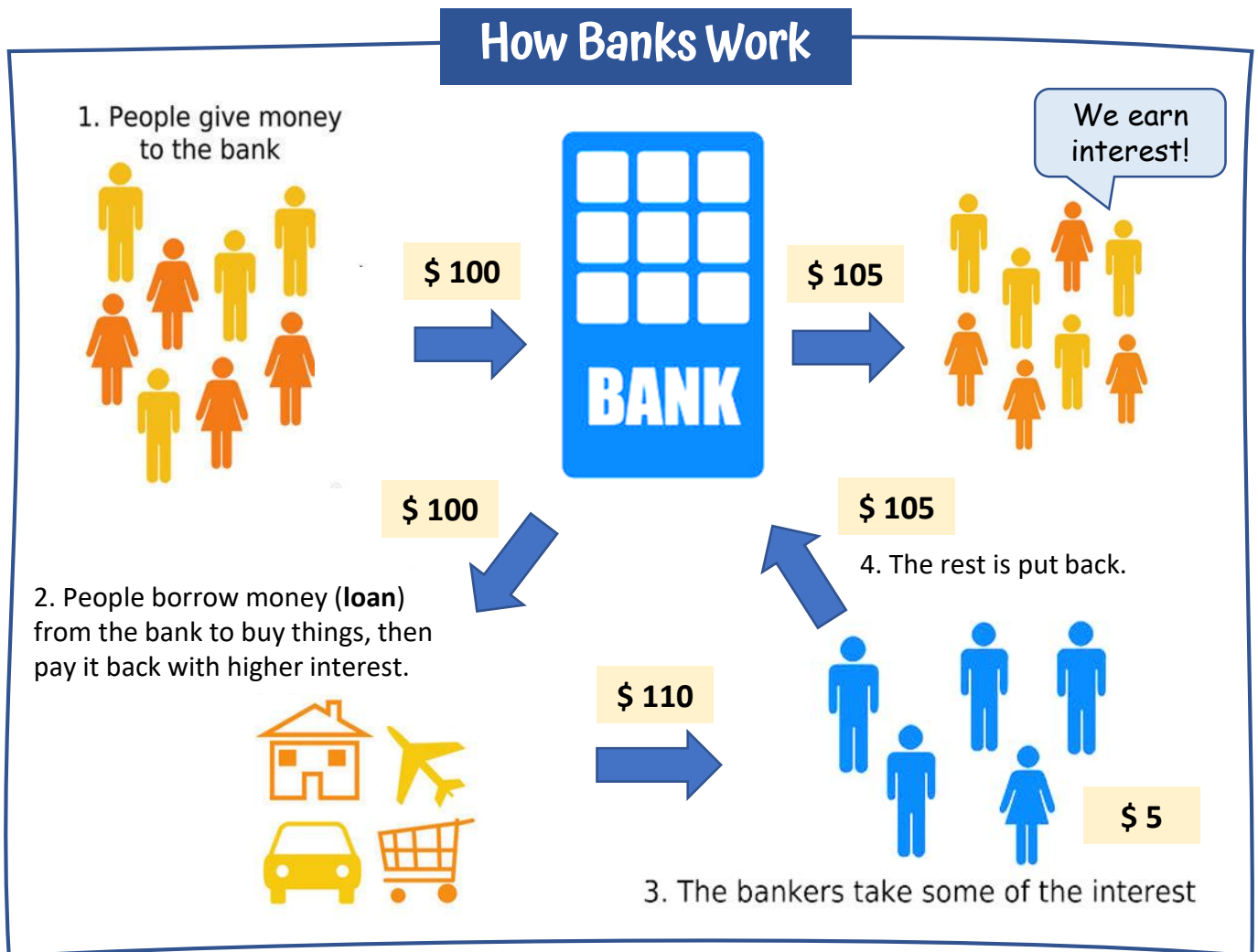
SAVINGS

Save cash at home	No Cost
5% of income in banks	DD
10% of income in banks	DDD

Less is More

Would you keep the money you saved in a bank or at home? Why?

Observe the image below and answer the following questions.



Interest is the amount that is collected or paid for the use of money.

- Explain how banks work to your peers in your own words.
- To borrow money from banks, one deposits some things as **collateral** (house, land, belongings, etc.). If the loan is not paid back, the collateral is taken by the bank.

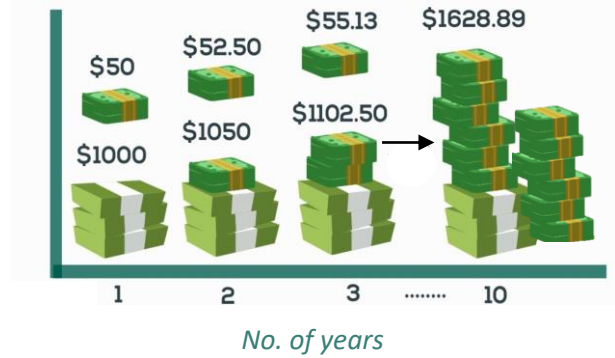
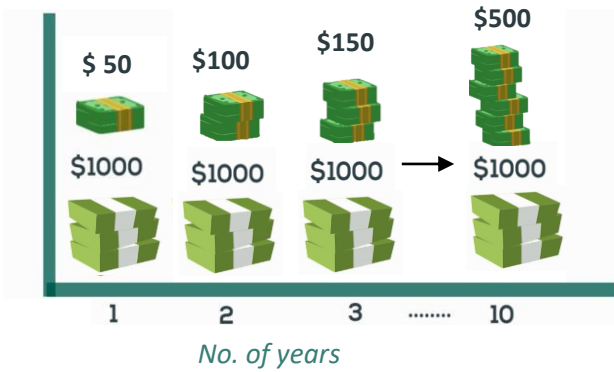
What is the risk in taking a loan from a bank?

There are 2 types of interests – Simple and Compound.

Simple Interest (SI)

5 % interest rate

Compound Interest (CI)



- Interest for all years is the same.
- Interest is on the Principal amount only.

- Interest for all years is different.
- Interest is on the Principal amount + Previous Interest.

$$SI = \frac{P \times r \times t}{100}$$

$$CI = P \left(1 + \frac{r}{100n} \right)^{nt} - P$$

Principal (P): Amount of money deposited or borrowed

Interest Rate (r): % of the principal amount earned.

Time (t): For how long (in years) you borrow or invest

n = No. of times the interest is compounded per unit 't'

Eg: If 't' = 1 year,
n = 1 (yearly)
n = ¼ (quarterly)
n = ½ (half-yearly), etc.

$$\text{Total Amount} = \text{Principal} + \text{Interest}$$

(to be paid or accumulated)

As a depositor, which type of interest would you prefer? Why?
As a borrower, which type of interest would you prefer? Why?

Use the formula to answer the following questions.

1. You invest \$ 40000 for 3 years at 8% per year in a bank compounded half-yearly. How much will you have in the bank at the end of 3 years?
2. Find the difference between compound interest and simple interest on \$ 12,000 and in 112 years at 10% compounded yearly. Which results in more money?

Less is More

Become A Banker

1. Have 4 or more players for this activity. Assign the roles: **Depositor, Borrower, Bankers** (Bank 1, Bank 2, etc.)
2. The Depositor and Borrower can choose the principal amounts based on their budget, expense, and income. *(You can have multiple customers with different amounts too.)*
3. The bankers must use **compound interest** in a way that helps the bank make money and also attract customers.

Borrowers must fill out a loan application form stating details of the amount, time, reason, personal details, income, etc.



Depositors must evaluate their options and see which interest rates give them the best returns.



Bankers must

- Check the worth of items borrowers give as security, in case they are unable to pay the loan (also known as **collateral**)
- Give financial advice to the customer (the best interest rates, how much to deposit/borrow, etc.)



WORD PROBLEMS



- Use simple interest to find the ending balance.
 - \$34,100 at 4% for 3 years
 - \$7,400 at 10.5% for 1 4 years
- Find the total value of the investment after the time given.
 - \$7,300 at 7% compounded half-yearly for 3 years
 - \$130 at 9.4% compounded quarterly for 2 years

- Describe and correct the error in finding the balance of the simple interest account after two years. **Hint:**

X Principal: \$700 Rate: 3% per year

t	Principal	Annual Interest	Balance at End of Year
1	\$700.00	\$21.00	\$721.00
2	\$721.00	\$21.63	\$742.63

In simple interest, interest is calculated on the original principal amount)

- Henna borrowed \$20000 from her friend Nancy at 12% per annum simple Interest. She lent it to Andy at the same rate but compounded annually. Find her gain after 2 years.
- In simple interest, a sum of money amounts to \$ 6200 in 2 years and \$ 7400 in 3 years. Find the principal.
- The owners of a company want to invest \$12,000 for 4 years. Which account should they choose? Explain.
 - Account A earns 5% simple interest per year.
 - Account B earns 5% interest compounded annually.

Weekly Reflection

Did I enjoy learning this week?



What are some new things I learned?

What did I do well?

What can I do better next week?

If you liked this, go to our IFERB website for hundreds of more such resources. Visit <https://resources.educationaboveall.org>

Week 3 Overview



Project

Conflict Resolution

Explore the different sides to an issue you face.

Drawing Relay

Practise working together to create artwork!

Write A Letter

Pen down your issues and thoughts effectively.

Active & Passive Voice

Learn and practise different ways to report something.

Modals

Use modals to write how you would deal with a conflict.

Diary Entry

Use continuous and perfect tenses to write a diary entry from a different perspective.

Materials Needed

- Paper
- Pencil/Pen



Conflict Resolution

Can I express myself effectively and with empathy during conflicts?

1. What do you understand by the word 'conflict'? What are some other words that mean the same in your language?
2. Tick (✓) the boxes to show how you would typically handle conflict with friends and family.

My Response

Usually

Sometimes

Never

Raise my voice or yell			
Blame the other			
Ignore or walk away			
Apologize			
Suggest solutions			
Complain to someone			
Forgive			
Threaten			
Look for a win-win solution			
Call others names			
Get upset or cry			
Ask an adult to help			
Use humor			
Let others have their way			

3. What patterns do you observe in the way you respond to conflict? Why do you think you respond in that way? Give examples.

Conflict is part of life. We can't wish it away or pretend it's not happening. It occurs in families, friendships, school, work, and our society in general. It can often make us angry and frustrated, but if managed properly, can also strengthen relationships.

Think about a challenging conflict that you were or are involved in.

How did you react during your conflict? How did you feel?



Example: Mohsin and Ruby are good friends. However, Ruby does not like it when Mohsin raises his voice when they fight. She feels scared and keeps quiet. She wants to share her ideas but when he yells, she feels disrespected.









In the example, identify the cause of the conflict.

If you were Ruby, what would you do?

- How do you react when confronted with a conflict? Does your reaction make things better or worse?
- How can you recognize if you are feeling really angry or upset during a conflict?
(*heavy breathing, closed fists, tone, voice, etc.*)
- Note down 5 things you can do to calm yourself down in such situations.
- Explain your conflict to a partner and role-play it. Discuss how did the other person in the conflict feel? How do you know? How would you react differently if the person reacted calmly?
- How would you convince your partner to react in a calm manner?



Modal verbs tell us something about the **verb** without the action taking place yet. They can show:

Purpose	Modal		Example
Ability 	Present Ability	can / can't	Mia can dance well.
	Past Ability	could	He could read Arabic fluently.
Possibility 	Least Likely	may	Ali may be late to class.
		could	We could go to the park if it doesn't rain.
		might	You might miss the bus if you don't hurry!
Obligation 	Good to do	should	You should exercise daily.
		ought/ need to	We ought to practise the speech. We need to revise this concept.
		have to	They have to train harder to win.
		must	We must follow the traffic rules.
Intention 	First Person (<i>I</i>)	shall	I shall find a way to solve the issue.
	Second/Third person (<i>She, He, They, etc.</i>)	will	Nira will work on her essay until it is perfect.

On chits of paper, you and 3 (or more) peers, use different modal verbs to write five sentences about how you would deal with a conflict.

Example:

In an argument, I **may raise** my voice.
 But I **ought to be** calm.
 I **will count** to 10 to manage my anger.

Shuffle all the chits. Take turns to pick out a chit and guess who may have written it. Explain the reason behind your guess too!

Conflict Resolution

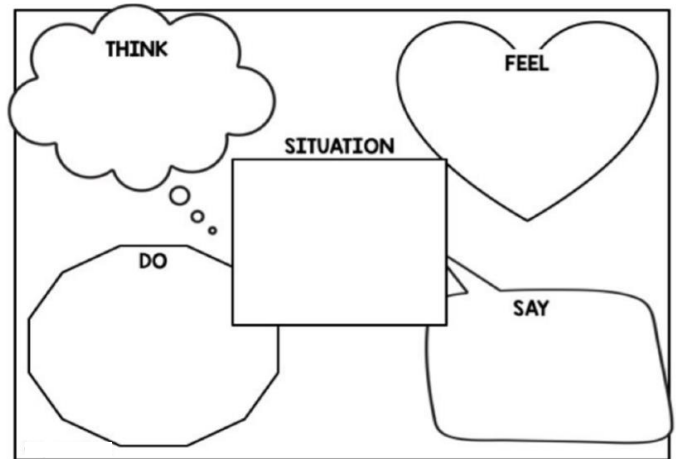
1. Think about a time when you felt sad just because someone close to you was sad or when you were excited for someone else's excitement.

*That is empathy! **Empathy** is being able to understand and share how someone else is feeling, even when you aren't in the same situation.*

- Do you think empathy is important during conflicts? Why or why not?
- List 5 ways in which we can show empathy to someone?
(Eg: listen actively, ask questions, appreciate differences, etc.)

2. Revisit your conflict from Day 1.

What did you think, say, do, and feel during the conflict? Fill it out the 'Empathy Map' as shown, in your notebook:



3. Now, imagine you are the other person in the conflict. Create an Empathy Map for the same situation, but from their perspective in your notebook.

4. Discuss with your peers:

- How your view of the conflict changed from Day 1?
- Now that you understand the other person's point of view, do you think you displayed empathy?
- If not, re-write what you would have done differently during the conflict? Why?



We know that **simple tenses** show a completed action (**past simple**), habits or facts (**present simple**) or an action that will happen later (**future simple**).

Learn about two more types of tenses below. Observe the modal verbs being used.

Continuous Tense

'to be' + verb (-ing form)

PAST An Ongoing Action Occurred in the Past

was I was talking to Benjamin.
were Benjamin was talking to me.
The students were talking to Benjamin.

PRESENT An Ongoing Action is Occurring Right Now

am I am talking to Benjamin.
is Benjamin is talking to me.
The students are talking to Benjamin.

FUTURE An Ongoing Action Will Occur in the Future

will be I will be talking to Benjamin.
Benjamin will be talking to me.
The students will be talking to Benjamin.

Perfect Tense

'to have' + past participle

usually verb + 'ed'

PAST An Action Occurred Before Another Event in the Past

had Julie had traveled to hundreds of countries before she moved to Spain.

PRESENT An Action Occurred at an Unspecified Time in the Past

have Julie has traveled to hundreds of countries looking for a place to live.

FUTURE An Action Will Occur Before Another Event in the Future

will have Julie will have traveled to hundreds of countries before the end of the year.

- Imagine that you are the other person in your conflict.
- Using their Empathy Map, write a diary entry to explain their perspective of the conflict. Remember to use first person (*I, me, we, etc.*)
- Use the 3 different tenses – simple, continuous, and perfect.
- Exchange the diary entry with a partner. Underline the verbs in their entry and identify the tense of each verb. Have they been used correctly?

Conflict Resolution

While facing a conflict, we must learn to deal with the problem, not attack the person. When dealing with a conflict, do not think about it as 'you' versus 'me', but 'us' versus the problem. How we communicate this has a huge role to play in resolving the conflict.

Split into pairs and enact Mohsin and Tanya's argument for the cases below.

Name calling,
yelling, accusing,
threatening

Exaggerating and
not sticking with
the facts

Bringing up past
issues and other
fights.

- In each case, how did the communication impact the conflict?
- Have you ever done any of the above in arguments before?
How do you think the other person feels?
- What are some key takeaways from this activity?



'I' Statements

To communicate effectively and respectfully, we can use I-statements, which focus **on your own** feelings and experiences. It does not focus on what you think the other person has done. Here is a pattern you can use:

How you feel	I feel angry...
What you have that feeling about	About the way you speak to me
Why you feel this way	Because it makes me feel like I have no say in any decision
What you would like to see instead	I would prefer that we first discuss and listen to each other before making any decision.

Think about your own conflict. Write at least 2 'I' statements you can use to share how you feel, respectfully.

The 'voice' of a verb shows the relationship between the subject and the object in a sentence.

Active Voice

Tia wrote the story.

The subject performs the action.

Passive Voice

The story was written by Tia.

The subject receives the action.


To change the voice of a sentence, switch the position of the subject and the object, add/remove 'by', and change the tense:

	Tense	Active Voice	Passive Voice
Past	Present Simple	I eat lunch.	Lunch is eaten by me.
	Present Continuous	I am eating lunch.	Lunch is being eaten by me.
	Present Perfect	I have eaten lunch.	Lunch has been eaten by me.
Present	Past Simple	I ate lunch.	
	Past Continuous	I was eating lunch.	
	Past Perfect	I had eaten lunch.	
Future	Future Simple	I will eat lunch.	
	Future Continuous	I will be eating lunch.	
	Future Perfect	We do not use passive voice in this tense to avoid clumsiness in sentences. (Eg: 'Lunch will have been eaten by me.' sounds wrong!)	

Fill it up on your own!

Notice that past participle of 'eat' is 'eaten'. Find out 5 more verbs whose past participles are not made by simply adding 'ed' to the verb.

Identify the voice of these sentences and convert them to the other:



My friend, Mohsin, is loved by all. But in fights, he raises his voice. Mohsin was told by our friends how bad I feel when he does that. I advised him to stay calm in such situations.

Conflict Resolution

An important part of showing empathy and understanding the other person during a conflict lies in the way we listen to them.



1. Tell a partner about your day. They should pretend to be disinterested.
2. Now, tell another person about your day. They should be active listeners by maintaining eye contact, asking questions, etc.

- How did you feel in each case?
- What observations did you make about their body language each time?
- List 3 ways we can become active listeners while someone speaks.

Re-enact your conflict with a partner.

Use calming strategies to manage your emotions, I-statements, and be active listeners. Challenge yourself to use these sentences:

I sense that you're feeling emotional about this topic. Is that right?

Tell me more - I want to understand

Let's take a breather before we think this through.

Thank you for your honesty — I appreciate your feedback

Let's see what we can do to make sure it doesn't happen again.

How can I support you in solving this issue?

Yes, you're completely right /
Yes, I am with you on that!

What can we do to change the situation?

During conflicts, we may realize we did something wrong. It is important to apologize, ask for forgiveness, and not repeat that mistake in the future.

How do you usually apologize to someone?

How do you know if an apology is sincere or not?

Think about your conflict. Is there anything you would like to apologize for (*a mistake, the way you reacted, words you said, etc.*)? **OR** think about any other person you want to apologize to.

Write a note in the following format to say 'sorry' to them, sincerely.

1. I'm sorry for

Be specific and recognize what you did that was wrong

2. This was wrong because

Show you understand how you hurt the other person

3. In the future I will

Find a positive statement for what you can do instead

4. How can I make it better?

Make an offer of how you could make amends

5. Will you forgive me?

Ask for the other person's forgiveness



If you can, give the note to the person!

WRITE A LETTER

We may not always be prepared to speak to someone about an issue and would be more comfortable with penning our thoughts down.

Think about your conflict and write an informal letter to the other person in the format outlined below.



**Sender's
Address**

12, Ezdan Compound,
Doha-Qatar

Date

21st January 2022

Greeting

Dear Tanya,

State the purpose of the letter.

Introduction

Through this letter, I want to raise a concern I have about ...

**Supporting
Detail**

Write 1 or 2 reasons why the issue is important to you. Use 'I' statements.

I feel about because...

Solutions

Write 1 or 2 solutions to the issue.

I would prefer if we could ...

How about we...

Can we think about ...

Conclusion

End with a positive note.

Thank you for your patience. I hope that we... I am looking forward to...

**Body of the
Letter**

Subscription

Sincerely,

Name

Mohsin

Conflict Resolution

Become A Lawyer

1. Let us broaden our perspective about the conflict we faced or are facing by being in a courtroom! Appoint a judge (preferably an adult) and 3 or more members of the jury. You will be the lawyer.
2. Follow the instructions for each role:

The Lawyer must defend their position in the conflict using the Empathy Map. Good lawyers use facts (not emotions) and raise questions to convince the jury why they are right. Once done, they must do the same for the other person in the conflict.



Typically, a jury consists of 10 to 12 members who take a vote and decide if someone is guilty or not in a legal case based on evidence. However, we learnt that conflicts are not about who is right or wrong, it is about solving a problem. **So, in this courtroom, Jury Members must** discuss how each person should have reacted to solve the conflict effectively.



The Judge must

- set the time limits/ break time for the session
- give a verdict on whether the solution presented by the jury will resolve the conflict or not.
- ask questions to the lawyer for clarification
- point out if the lawyer is speaking with a bias.



**How has your view of your conflict changed?
Are you confident in your ability to raise concerns effectively?**

Draw in the box below for 1 minute. After 1 minute, switch the sheet with your partner. Continue each other's drawing for another minute and switch again. Do 4 rounds of this.



- Does the final drawing match what you initially thought the drawing would be? How did you feel when you built off your partner's drawing?
- How does this apply to two people working together to solve an issue?

Weekly Reflection

Did I enjoy learning this week?



What are some new things I learned?

What did I do well?

What can I do better next week?

If you liked this, go to our IFERB website for hundreds of more such resources. Visit <https://resources.educationaboveall.org>

Week 4 Overview



Project

My Vision Book

Set goals to bring your vision to life!

Quote It!

Come up with a quote that inspires you!

My Habit Tracker

Find the probability of you meeting your goals.

Solve It!

Use algebra to solve real-life problems.

Compare & Contrast

Identify similarities and differences between you and your hero.

A Day in the Future

Create a pie-chart to represent your ideal day!

Materials Needed

- Paper
- Pencil/Pen

My Vision Board

How do I set goals for my life and work towards it?



1. Think about the people in your life that you really look up to.

Who are your heroes? Identify at least 4 heroes (2 women, 2 men) who do different things (homemaker, professional, etc.).

2. Draw your heroes and write their names.

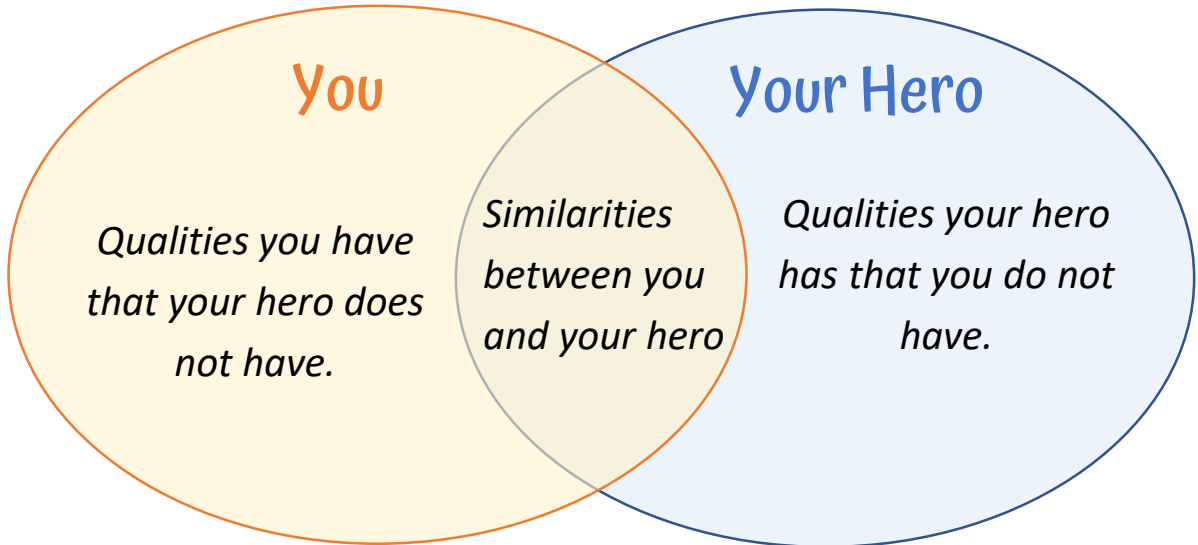


4. For each hero, write 3-4 character traits you admire about them.
4. Give an example of a situation where they demonstrated a particular trait.
5. Present your drawing to your friends. Also share:

- Why do you consider them to be a hero?
- Which quality or aspect of their life do you wish to have?
- Why is it important to you?
- Write 2 ways in which you can become more like your hero.

COMPARE AND CONTRAST ESSAY

Draw a Venn diagram in your notebook. Compare (find similarities) and contrast (find differences) between you and any one hero as shown below:



Practise using the following transition words in sentences in their correct positions to explain your Venn diagram.

Contrast

although	on the contrary
while	on the other hand
however	different from
unlike	in contrast
but	instead of

Compare

alike	similar to
as well as	similarly
resemble	likewise
same as	both
also	like

What do you think the function of transition words are?

Present your Venn Diagram to your partner.
Use at least four transition words in your presentation.

My Vision Book

To become more like your heroes or achieve any dream of yours, it is important to have a vision and set goals for it.

We will make a vision book, which represents your long-term goals, desires and action plan to achieve the life that you want.

With a partner, discuss the following questions and write your responses on different pages of your vision book. You can add drawings, pictures, etc. too!

My Personal Vision



1. Name 3 activities that you enjoy doing and want to continue doing throughout your life. Share the reason too.
2. Describe in detail two places where you feel safe, happy, and relaxed. How can you access these places in your life?
3. What is your dream job or career?
4. What kind of home life would you like to have?
5. What are 3 values you want to live by?
6. If you could travel anywhere, where would you like to go to?
7. What kind of friends do you want to have?
8. What would you like to do that you haven't done yet?
9. What kind of difference do you want to make in this world?
10. What are some new skills or habits you want to develop?

MY DAY IN THE FUTURE

Close your eyes and envision your ideal day. From the time you wake up in the morning to the time you go back to sleep, what are some activities that you would do to lead a happy and healthy life?

Create a pie chart to represent your ideal day using the table below:

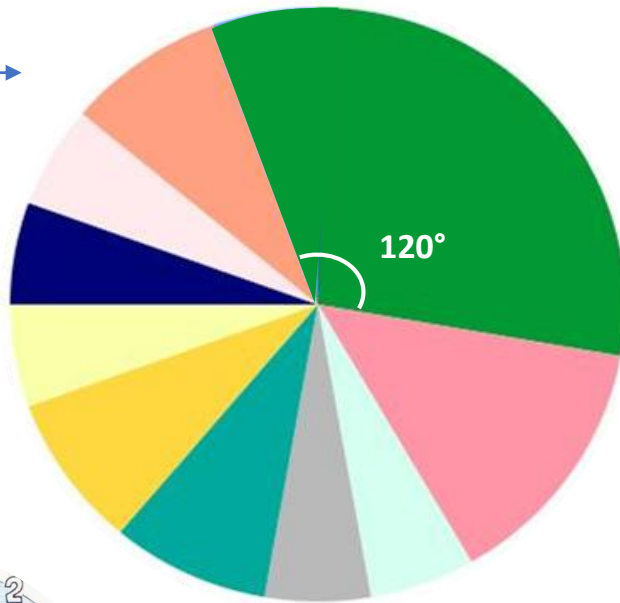
Activity	Time Spent	Fraction	Percentage	Angle degree
Sleeping	8 hours out of 24	$\frac{8}{24} = \frac{1}{3}$	$\frac{1}{3} \times 100 = 33.3\%$	$\frac{1}{3} \times 360^\circ = 120^\circ$

The % of the circle covered in the pie chart.

The angle of each sector in the pie chart.

Example →

Present your pie chart to your friends!



- Sleep
- Work
- Exercise
- Social Media
- Clean
- Meditate
- Bake/Cook
- Talk to Friends
- Family Activity
- Eat, Bathe, etc.



You can also add illustrations to your pie chart and draw it in a 24-hour circle format to show the sequence of activities in your perfect day!

My Vision Book

On each page of your book, write down 3 goals that you would like to accomplish **this year** that will help you move closer to your vision.

Remember,
your goals
should be
'SMART'

SPECIFIC

What is the exact goal that you are trying to accomplish?

MEASURABLE

How will you be able to see that you are making progress?

ATTAINABLE

Is this a goal that you think you can actually reach?

RELEVANT

Is this something that's important to you right now?

TIME-BOUND

When do you think you'll be able to reach your goal?

- Exchange the 3 goals with a partner.
- Rate the goal for each parameter out of the allotted points in the table below. Calculate the average SMART score and give feedback .

2 points

3 points

5 points

2 points

3 points

Goal	Specific	Measurable	Attainable	Relevant	Time Bound	Total (out of 15)
Goal 1						
Goal 2						
Goal 3						

SOLVE IT!

Let us practice using algebra to solve real-life problems!

1. Find the value of the unknown variable:

a) $y + 10 = 8$


b) $p + 4 = -8$

c) $x - 5 = 10$

d) $x - 2 = -4$

e) $\frac{3x + 2}{x + 3} - 5 = 2$

e) $\frac{3x + 2}{5 - 2x} = 2$



2. Karan tracked his daily goals for 32 days. He was able to meet them three times as many times as he couldn't. How many days did Karan meet his goals? Calculate the percentage.
3. Mali's father is four times as old as Mali. Five years ago, he was seven times as old. How old is each now?
Mali's father wants to set aside enough money to enroll her into guitar classes on her 12th birthday. If he needs 1 year to accomplish this goal, will he have enough time to do it?
4. Nancy's goal is to read 24 fictional and poetry books this year. The number of fictional books she wants to read is three times the number of poetry books. How many poetry books and fictional books should she issue from the library?
5. Jason's goal is to build something with his siblings. He decides to build a dollhouse for his niece and divides the job among his brothers. He gave Mark $\frac{1}{27}$ th of the job, Brandon 0.32 of the job, and Keith 21 % of the job. Jason took the rest of the job. Including him, who worked most of the job?

My Vision Book

For each of the 3 goals you want to accomplish this year, list 2 simple habits you want to develop to achieve it in the space below. Eg:

GOAL: *Lose 5 kilos by exercising for 1 hour every day, for 3 months.*

- HABITS:**
- *Wake up at 6:30 am daily.*
 - *Play an outdoor game from 7 am to 8 am.*

GOAL:

HABITS:

-
-

GOAL:

HABITS:

-
-

GOAL:

HABITS:

-
-

Share what you wrote with a friend. Collect feedback from them to make it realistic and achievable. Once finalized, add the above to the respective pages in your Vision Book.

1. List the habits you want to build in the **Habit Tracker** below.
2. Exchange your tracker with a partner.
3. For each habit and each day in the upcoming week, add a ✓ if it is likely for your partner to accomplish it and a ✗ if you think it is unlikely. *(This is based on whether they observe their partner following the required habits, in order to reach their goals.)*

Habit	Day 1	Day 2	Day 3	Day 4	Day 5	Day 6	Day 7

4. Based on your partner's inputs, calculate the probability of you achieving your goals this week. Also, calculate the percentage.

$$\text{Probability} = \text{No. of tick marks} / \text{Total no. of days}$$

5. If the pattern continues, do you think it is likely or unlikely for you to achieve your goal within the desired time?

Discuss with your peers:

- Explain the rationale behind your inputs to your partner.
- Do you think our motivation to do something reduces with time?
- What can we do in such situations to stay motivated?

My Vision Book

Sometimes, while working towards a goal, we may come across challenges. It is important to plan ahead so that we are prepared.

For each goal, use the **WOOP Technique** to ensure that you are on track despite challenges.



WISH

Which goal do you want to achieve?



OUTCOME

How will you know when you have achieved it?



OBSTACLE

What are your main challenges?



PLAN

How can you overcome the challenges?

Note this plan down in the respective pages of your Vision Book for each goal.

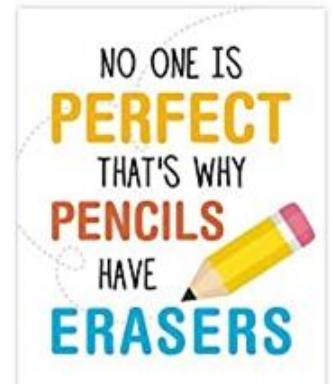
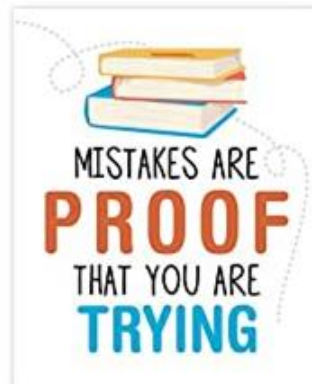
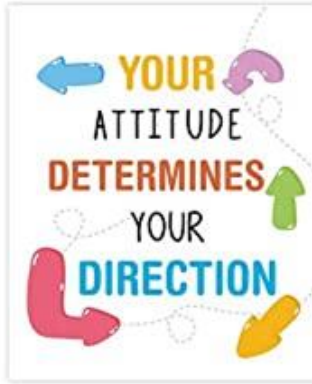
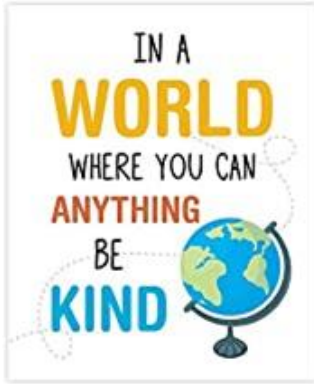
To ensure that you work on your goals daily, assign the following roles to your friends:

Name	Role	What they should do
	Motivator	On days you feel like giving up, they encourage you towards your goal.
	Challenger	They track your progress and hold you accountable when you do not perform.
	Ideas	They brainstorm new ways in which you can be consistent in your efforts.



- Add a cover page and decorate your Vision Book.
- Present your Vision Book to your peers!

Quotes can inspire us to keep moving forward when we feel low. They can remind us why we started in the first place. Example:



Which quote is your favourite? Who said it? Why is it your favourite?

Come up with your own quote to motivate yourself to achieve your goals. Write and draw it in the space below. You can also add it as a page in your Vision Book!

Weekly Reflection

Did I enjoy learning this week?



What are some new things I learned?

What did I do well?

What can I do better next time?

If you liked this, go to our IFERB website for hundreds of more such resources. Visit <https://resources.educationaboveall.org>