

## Student Worksheet

**Answer the following questions in 20 minutes.**

1. *The hungry dog ate a biscuit.*

Underline the verb and circle the nouns in this sentence.

2. Re-arrange the pictures to form a story and write a sentence for each picture



3. Write 8 sentences on the topic "The Best Day of My Life".

4. Write 2 similarities and 2 differences between you and any family member/friend.

5. Write dialogues for these characters.



## My Emotions

Draw how you feel **everyday** in your notebook.

Today, I feel



Tired



Happy



Sad



Confused



Angry



Scared



## Day 1

## Parts of Speech

### Noun

Names of names, places, things, ideas or animals.  
Eg: **Sara, dog, love**

### Adjective

Words that describe a noun.  
Eg: **tall, good, cute**

### Verb

Names of actions or a state of being (is, are, am, etc.)  
Eg: **Run, think, were**

### Adverb

Words that describe a verb or another adverb.  
Eg: **easily, happily, well**

## Day 2

## Punctuations

### Period (Full Stop)



Shows the end of a sentence

I like dogs .

### Question Mark



Shows the end of a question

Do you like cats?

### Apostrophe



Used in the short form of a longer word

I don't like cats.

*do*  
*not*

### Exclamation Mark



Shows a strong emotion – anger, surprise, etc.

Such a cute puppy!

### Comma



Breaks a sentence into smaller parts or lists things.

They are small, fluffy, and friendly.

Punctuate: Can you buy milk bread and flour

P.O Box 3564  
Atlas Street  
Doha, Qatar

29<sup>th</sup> June 2021



Dear Joe,

How are you \_\_\_\_ I am having a great time this summer \_\_\_\_ Everyday, I wake up \_\_\_\_ play \_\_\_\_ and learn something new \_\_\_\_ I have also made many new friends in my area \_\_\_\_ I recently had a birthday party too \_\_\_\_ I can \_t wait to tell you all about it \_\_\_\_ when we meet \_\_\_\_

How is your summer going \_\_\_\_ I hope you and your family are healthy and happy. I am eagerly waiting for your response.

Your friend \_\_\_\_  
Donnie

Object to Count	Tally Marks	Total
Example: Adverbs		12
Nouns		
Verbs		
Adjectives		
Adverbs		
Period (Full-Stop)		
Question Mark		
Exclamation Mark		
Comma		
Apostrophe		

# The Magical Encyclopedia

Written by Aabha Sardesai

Hasina said to Sniti, “Sniti! Come to my house. Mummy got me a new encyclopedia!” If you are wondering why Hasina was so excited, the answer is simple. Hasina and Sniti both loved reading.

When the two reached Hasina’s house, they saw Hasina’s new encyclopedia on the dining table and dashed towards it.

As soon as they opened the book, they felt and saw a sudden glow, and were instantly transported to the page they had opened.



The girls were unconscious for moment but got up. They woke up enthusiastically. While getting up they realised the encyclopedia was no ordinary one. It was a magical one!



As soon as they got up, they saw a house in front of them. Hasina recognised the house, as she had read about it in her history book.



The girls sneaked into his house and saw him writing his most famous book 'Romeo and Juliet'. The girls were excited, but decided they do not want to cause too much of a racket, as it would cast suspicion on them and change history if they were to be seen.

Hasina, in her excitement, accidentally knocked over a flower vase. They froze in fright. William Shakespeare happened to look up straight at them. They started explaining themselves frantically, "uuuhhhh.....s-s-ssir w-w-wee...", but the girls soon understood that Sir William could not see or hear them.

After this incident, Sniti and Hasina decided to explore this house. They even found the other books that Sir William had written.

**Which books do you see here?**



# The Magical Encyclopedia

As the girls were busy exploring, they suddenly saw a guide appear in front of them. Sniti and Hasina saw on his name tag - Gustave.

"Hello, my name is Gustave. I am going to guide you whenever you come to Encycloland. Here, you can learn, have fun, and go on many adventures!"



The girls asked about how to get out of Encycloland. The guide answered, "To get out of the book, you have to rub on a word that has the letters 'e' and 't'. For example, 'exit'."

Write 2 words they can they rub on: \_\_\_\_\_, \_\_\_\_\_

Sniti and Hasina had thoroughly enjoyed this adventure and the girls are now looking forward to visiting Encycloland again.

Day 1

Week 2



Draw a Story Map below for the story you heard.

Title: \_\_\_\_\_

Author: \_\_\_\_\_

Characters

Setting



Beginning

Middle

End



How do your characters feel at the **Beginning, Middle,** and **End** of the story? Why do they feel that way?



## Anchor Chart

### Beginning

- How do the characters look?
- How does the setting look? What time is it?
- What is the normal life of the characters like?

### Middle

- What would make the story interesting to continue reading?
- What problem does the character face?
- What do the characters do now?
- Is the setting the same or has it changed?

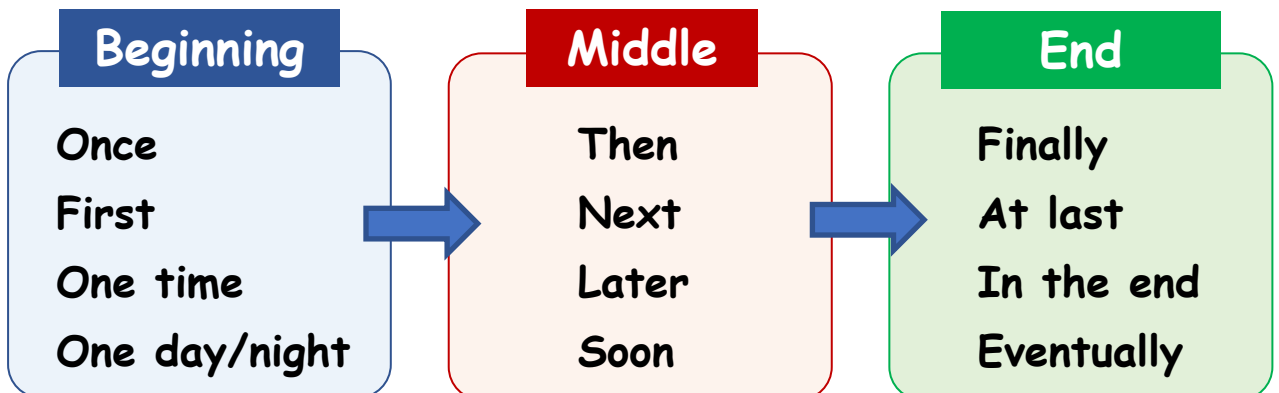
### End

- How do you want the readers to feel at the end?
- How did the problem in the story get solved?
- Is the setting same or has it changed?
- What are the characters doing at the end?

## Day 4

## Day 5


**Linking Words** connect the ideas in a story to show:



Observe this ID Card.

What does it tell you about the person?

IDENTIFICATION CARD



## Asif Khan

32 A, Wukair Road

**DOB:** 3<sup>rd</sup> May 2013

**Mob:** 361-421-123

**Parents:** Ali Khan, Myra Khan

**Hair:** Black   **Eyes:** Brown   **Blood Type:** A +

Day 2

Interview people and record the responses.

$$\text{Similarity \%} = \frac{\text{No. of people who have the similarity}}{\text{Total no. of family members}} \times 100$$

Category	Tally Marks	Total	%
Eg: Black Hair		5	83%
Birthday Month: _____			
Age: More than 15 years			
Favourite Colour: _____			

Name: \_\_\_\_\_

Age: \_\_\_\_\_

Height: \_\_\_\_\_

Birthday: \_\_\_\_\_

Address: \_\_\_\_\_

Phone No.: \_\_\_\_\_

Father's Name: \_\_\_\_\_

Mother's Name: \_\_\_\_\_

Favourite Song: \_\_\_\_\_

Favourite Food: \_\_\_\_\_

Favourite Colour: \_\_\_\_\_

Eye Colour: \_\_\_\_\_

Hair Colour: \_\_\_\_\_

Draw a picture or  
stick their photo.

You can add more  
categories too!

## What Do You See?

### Me and the Mirror

Here I am!

Looking into the mirror!

My name is \_\_\_\_\_

My friends call me \_\_\_\_\_

My eyes are \_\_\_\_\_

I like \_\_\_\_\_ about myself.

Others like \_\_\_\_\_ about me.

Smile at yourself! This is you. You are beautiful!



Plays often have narrators, who give the audience additional information about what is going on.

**Narrator:** *It was a bright summer morning in 2008. Ali and his sister, Sara, were discussing how they should spend their holidays at home.*

**Sara:** *We could build a tree house! Or make new games! Or go to our grandparents' place!*

**Ali:** *(Sad) I just want to stay alone, Sara.*

**Sara:** *(Holding his hand) Are you alright, Ali?*

You can also write the emotions or actions with which the dialogues should be delivered.

## Speaking with Emotions

Say each sentence with the given emotions and notice how different it is. **Do not use hand actions.**

- Do I need a mic?
- She finished the task.
- I don't think he will listen to me.



happy



sad



confused



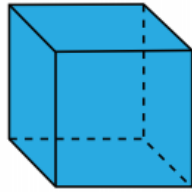

angry



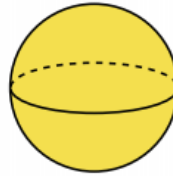
surprised

Use dough/clay and small sticks to create 3D shapes.

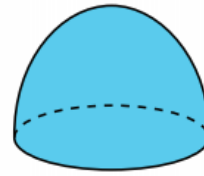
Identify the number of sides and vertices for each shape.




CUBE



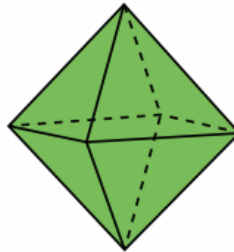
SPHERE



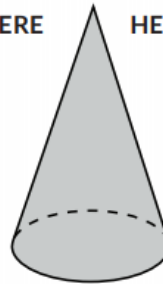
HEMISPHERE



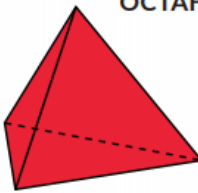
CYLINDER



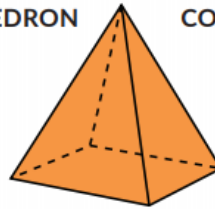
OCTAHEDRON



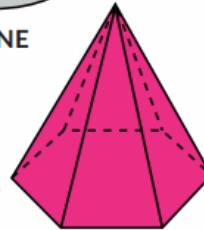
CONE



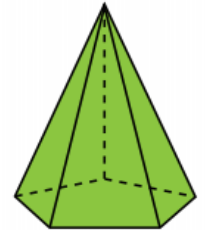
TRIANGULAR PYRAMID



RECTANGULAR PYRAMID



HEXAGONAL PYRAMID



PENTAGONAL PYRAMID

The same sentence can have different meanings based on which words you stress on. Stress on the words in **blue**.

Tara bought the dress.

**Tara** bought the dress.

Tara **bought** the dress.

Tara bought **the dress**.



**Who bought the dress?** Tara.  
This is important here.

*Explore how the meanings change for the others.*

# Invitation Card

Design an invitation card to invite your family members and friends to watch your play.

Your card should have the following details:

**INVITATION**

Dear Mr. Smith,

You are invited to watch the play  
**'Sara and Ali's Adventure'**  
on **Thursday, 26<sup>th</sup> January 2022.**

**Time:** 5:00 pm to 6:00 pm

**Venue:** House 12, Hills Compound,  
Atlas Street, Doha – Qatar

We look forward to your presence.

Regards,  
Momina R.  
(Mob:3766621)

Title

Name

Play

Date

Time

Venue

Closing

Your Details

You can also add additional details.

Decorate and distribute the invitation cards to the invitees.